


Slet midlertidige internetfiler (Google Chrome)

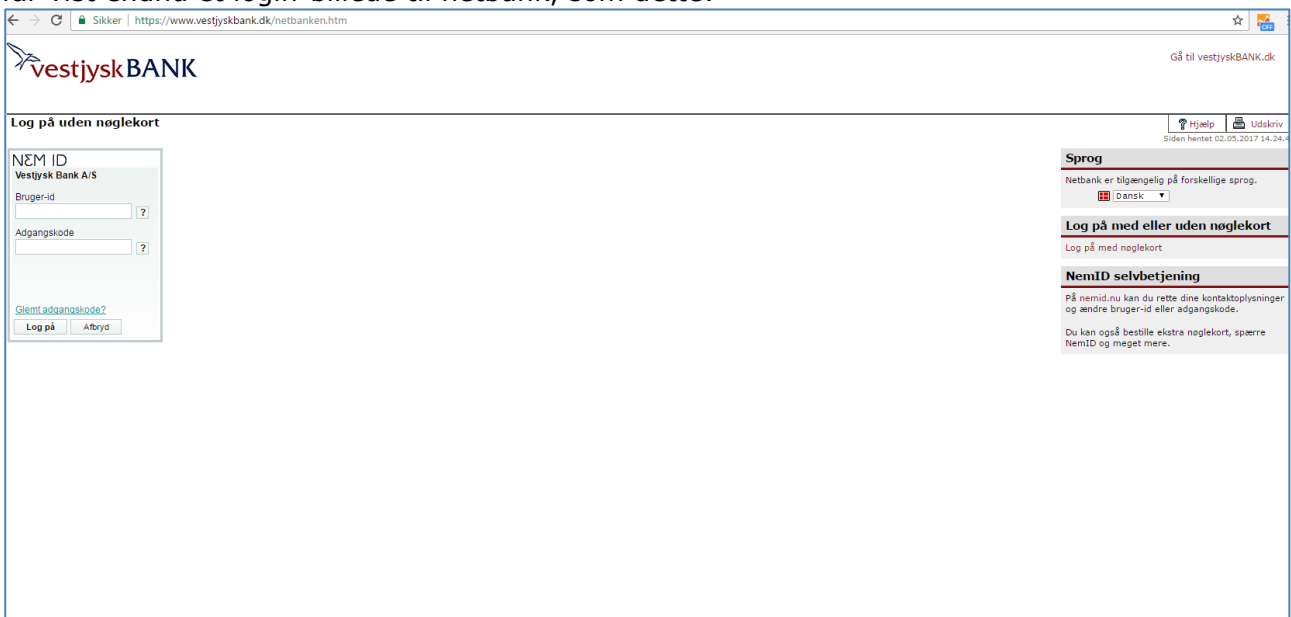


Hvis du efter indtastning af dine login oplysninger til NemID,



The screenshot shows the login page for Vestjysk Bank's Netbank. The URL is <https://www.vestjyskbank.dk/selvbetjening/netbank/login-til-netbank.aspx>. The page features the bank's logo, navigation links, and a search bar. The main heading is "Login til netbank". There is a login form with fields for "Bruger-id" (User ID) and "Adgangskode" (Access code), both with "NEM ID" labels. Below the form are links for "Glemt adgangskode?" and buttons for "Log på" and "Afbryd". To the right, there is a "Netbank support" section with the phone number "Ring 96 63 33 33" and "Afm. åbningstider" (Opening hours): Monday - Thursday: 8-22, Friday: 8-18, Saturday: 10-18, Sunday: 10-22. There is also a "DRIFT INFORMATION" section stating "Driften er normal." (Operations are normal). Other sections include "Få HJÆLP til netbank" (Get help with netbank), "Netbank nyheder" (Netbank news), and "De bedste kunder" (The best customers).

får vist endnu et login-billede til netbank, som dette:



The screenshot shows the login page for Vestjysk Bank's Netbank. The URL is <https://www.vestjyskbank.dk/netbanken.htm>. The page features the bank's logo, navigation links, and a search bar. The main heading is "Log på uden nøglekort" (Log in without keycard). There is a login form with fields for "Bruger-id" (User ID) and "Adgangskode" (Access code), both with "NEM ID" labels. Below the form are links for "Glemt adgangskode?" and buttons for "Log på" and "Afbryd". To the right, there is a "Sprog" (Language) section with a dropdown menu set to "Dansk". Below that is a "Log på med eller uden nøglekort" (Log in with or without keycard) section. At the bottom right, there is a "NemID selvbetjening" (NemID self-service) section with text: "På nemid.nu kan du rette dine kontaktoplysninger og ændre bruger-id eller adgangskode." (On nemid.nu you can correct your contact information and change your user ID or access code.) and "Du kan også bestille ekstra nøglekort, spærre NemID og meget mere." (You can also order extra keycards, lock NemID and much more.)

Så er løsningen at fjerne midlertidige internetfiler.

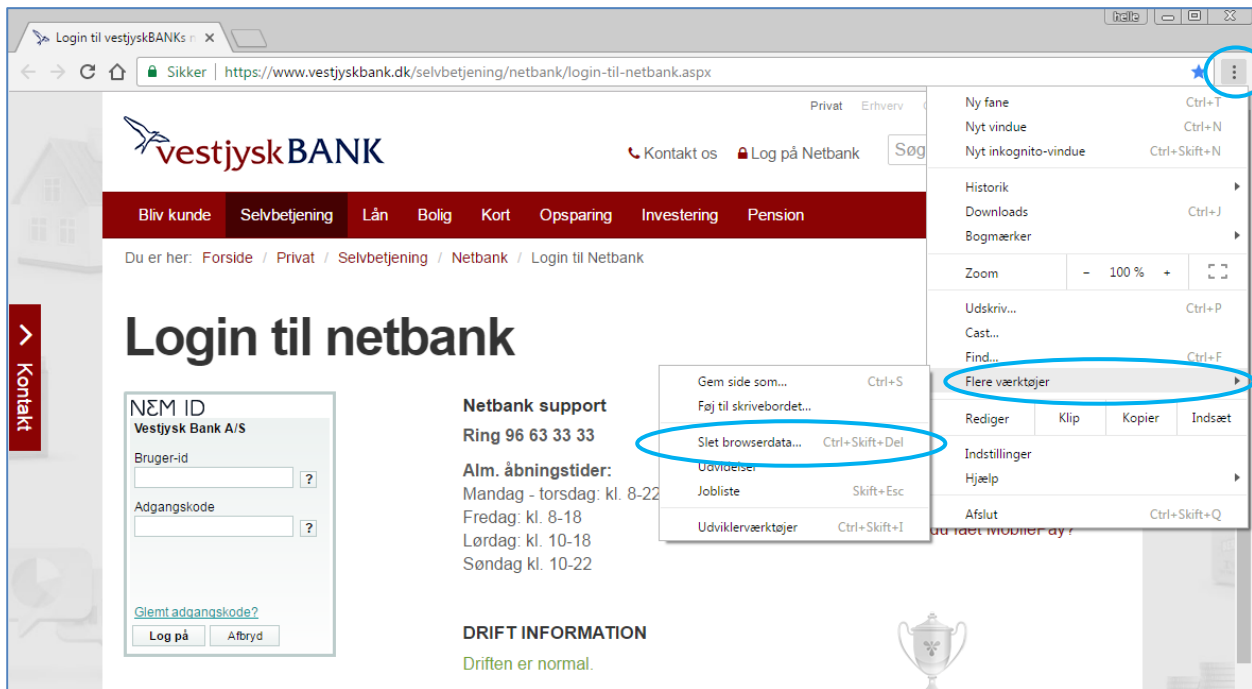
Følg vejledningen herunder:

Brug for hjælp?
Kontakt Netbank Supportten
på telefon 96 63 33 33

Slet midlertidige internetfiler (Google Chrome)



- Tryk på de tre prikker yderst til højre
- Vælg "Flere værktøjer"
- og herefter "Slet browserdata"



- Marker for "altid" i det øverste felt og
- sæt fluebenen i feltet "Billeder og filer, der er gemt i cache".
- Tryk på "Ryd browserdata".
- Genstart din browser og log på netbank igen.

